


Specifications

Throughput		25 tests/hour
Environmental conditions	Temperature	15 to 30 °C (59 to 86 °F) [operating] (Temperature change during operation: Within 2 °C)
	Humidity	30 to 80%RH (no vapor condensation)
	External light	Indoor use [below 6,000 cd/m ² (lux)]
	Altitude	Up to 2,000 m
	Transient overvoltage category	II
	Pollution degree	2
	Ingress protection rating	IPX0 (No Protection)
	Power ratings	Input voltage
	Voltage fluctuation range	± 10%
	Frequency	50 - 60 Hz
	Phase	Single
	Rated current	4 - 1.7 A
	Type of protection against electrical shock	CLASS 1 EQUIPMENT
	Operating conditions	Continuous operation available
Transportation and storage conditions	Temperature	-10 to 50 °C (14 to 122 °F)
	Humidity	10 to 80 %RH (no vapor condensation)
Purified water bottle capacity		1,600 mL
Waste bottle capacity		1,600 mL
External dimensions		520 (577) (W) x 595 (D) x 546 (H) mm: (Includes chip disposal box)
Required installation space		750 (W) x 1,105 (D) x 696 (H) mm
Weight		71 kg
Generated noise	During operation	Max. 70 dB
Display		LCD (touch panel)
Printer		Thermal type (paper size: 58 mm x 25 m)
External interface	RS232C	2 ports
	LAN (Ethernet)	1 port
	USB memory	1 port

Minimum Clearance Required for Installation

Right-hand side	10 cm minimum
Left-hand side	15 cm minimum
Front	50 cm minimum
Back	0.5 cm minimum
Upper side	15 cm minimum


 Wako Chemicals GmbH • Fuggerstraße 12 • D-41468 Neuss • Germany
 Tel: +49-2131-311-161
 Fax: +49-2131-311-100
 e-mail: diagnostika@wako-chemicals.de
 www.wako-chemicals.de




μTASWako i30 and its IVD reagent kits developed by Wako use Wako's proprietary LBA-EATA assay technologies and microfluidic technologies licensed from Caliper Life Sciences, Inc.

Rev 1111 KI GB

μTASWako i30

FULLY AUTOMATED IMMUNOANALYZER



*Paving a New Frontier
in Diagnostics*



Wako Chemicals GmbH, a renowned manufacturer of high-quality clinical chemistry reagents, proudly introduces μ TASWako™ i30 to Europe and the Middle East.

The μ TASWako i30 is a commercially available microfluidic-based clinical immunoanalyzer for *in vitro* diagnostic use.

The microfluidic technology minimizes instrument hands-on time while maximizing efficiency through integration and automation of clinical laboratory processes.

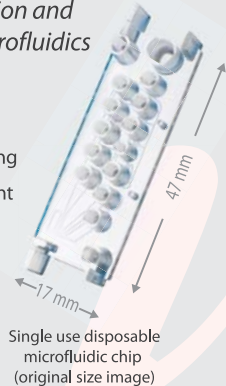


Workflow



Integration, miniaturization and automation through microfluidics

- Bench-top footprint
- On-board reagent dispensing
- Miniaturized sample-reagent mixing
- Seamless electrophoretic separation and detection



Performance through technology

Speed, precision and sensitivity

- Nine minutes to first result, two minutes per subsequent result
- Throughput: 25 results per hour
- Superb analytical sensitivity
- Accurate and precise performance

Optimized workflow design

Efficiency and productivity

- Up to six analyte measurements per sample
- Random assay selection per sample
- Short setup time – 10 minutes
- Two-hour walk away time
- Automated calibration and quality control
- STAT capability
- LIS integration capability
- RFID tag enabled reagent tracking

Easy to use

Convenience and automation

- Ready to use reagents
- Intuitive touch panel operation
- On-board refrigerated reagents
- Easy access to consumables and waste
- Minimal routine maintenance